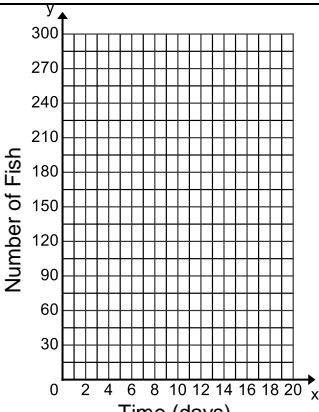


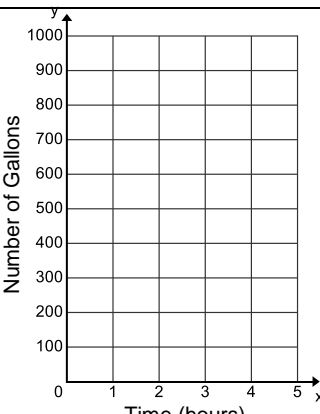
Assignment – Day 4 Four Representations Date _____ Period _____

Directions: In each of the following problems, you are given one of the representations of a linear function. Complete the remaining 3 representations and answer the questions.

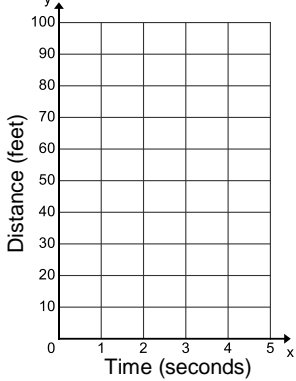
1.

<p><u>Context</u></p> <p>There are 300 fish in a pond. A crocodile is loose in the pond and is eating the fish. Each day the crocodile eats 15 fish.</p>	<p><u>Table</u></p> <table border="1" style="width: 100%; height: 60px; border-collapse: collapse;"> <tr><td style="width: 50%;"></td><td style="width: 50%;"></td></tr> <tr><td></td><td></td></tr> <tr><td></td><td></td></tr> <tr><td></td><td></td></tr> <tr><td></td><td></td></tr> <tr><td></td><td></td></tr> <tr><td></td><td></td></tr> <tr><td></td><td></td></tr> </table>																	<p><u>Questions</u></p> <p>a) discrete or continuous</p> <p>b) domain</p> <p>c) range</p> <p>d) What is the value at $f(12)$?</p>
<p><u>Graph</u></p> 	<p><u>Rate of Change:</u></p> <p><u>Start Point (y-intercept):</u></p> <p><u>Equation:</u></p>	<p>e) What is the value at $f(20)$?</p> <p>f) What x-value makes $f(x) = 225$ true?</p>																

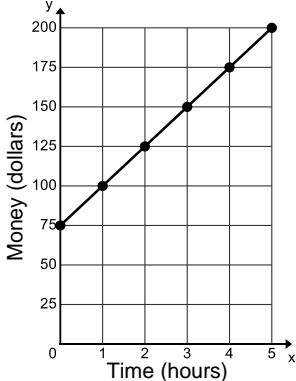
2.

<p><u>Context</u></p>	<p><u>Table</u></p> <table border="1" style="width: 100%; border-collapse: collapse;"> <thead> <tr> <th style="text-align: center;">Time (hours)</th> <th style="text-align: center;">Water (gallons)</th> </tr> </thead> <tbody> <tr><td style="text-align: center;">0</td><td style="text-align: center;">1000</td></tr> <tr><td style="text-align: center;">1</td><td style="text-align: center;">800</td></tr> <tr><td style="text-align: center;">2</td><td style="text-align: center;">600</td></tr> <tr><td style="text-align: center;">3</td><td></td></tr> <tr><td></td><td></td></tr> <tr><td></td><td></td></tr> </tbody> </table>	Time (hours)	Water (gallons)	0	1000	1	800	2	600	3						<p><u>Questions</u></p> <p>a) discrete or continuous</p> <p>b) domain</p> <p>c) range</p> <p>d) What is the value at $f(2.5)$?</p>
Time (hours)	Water (gallons)															
0	1000															
1	800															
2	600															
3																
<p><u>Graph</u></p> 	<p><u>Rate of Change:</u></p> <p><u>Start Point (y-intercept):</u></p> <p><u>Equation:</u></p>	<p>e) What is the value at $f(4)$?</p> <p>f) What x-value makes $f(x) = 250$ true?</p>														

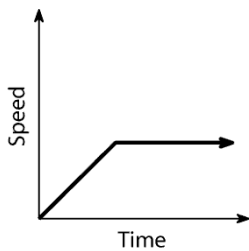
3.

<p><u>Context</u></p>	<p><u>Table</u></p> <table border="1" style="width: 100%; height: 100%; border-collapse: collapse;"> <tr><td> </td><td> </td></tr> <tr><td> </td><td> </td></tr> <tr><td> </td><td> </td></tr> <tr><td> </td><td> </td></tr> <tr><td> </td><td> </td></tr> <tr><td> </td><td> </td></tr> <tr><td> </td><td> </td></tr> </table>															<p><u>Questions</u></p> <p>a) discrete or continuous</p> <p>b) domain</p> <p>c) range</p> <p>d) What is the value at $f(8)$?</p>
<p><u>Graph</u></p> 	<p><u>Rate of Change:</u></p> <p><u>Start Point (y-intercept):</u></p> <p><u>Equation:</u> $f(x) = 5x + 50$</p>	<p>e) What is the value at $f(15)$?</p> <p>f) What x-value makes $f(x) = 200$ true?</p>														

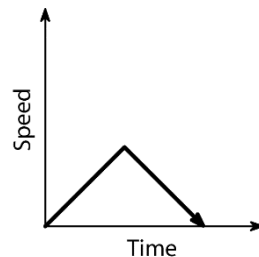
4.

<p><u>Context</u></p>	<p><u>Table</u></p> <table border="1" style="width: 100%; height: 100%; border-collapse: collapse;"> <tr><td> </td><td> </td></tr> <tr><td> </td><td> </td></tr> <tr><td> </td><td> </td></tr> <tr><td> </td><td> </td></tr> <tr><td> </td><td> </td></tr> <tr><td> </td><td> </td></tr> <tr><td> </td><td> </td></tr> </table>															<p><u>Questions</u></p> <p>a) discrete or continuous</p> <p>b) domain</p> <p>c) range</p> <p>d) What is the value at $f(3.75)$?</p>
<p><u>Graph</u></p> 	<p><u>Rate of Change:</u></p> <p><u>Start Point (y-intercept):</u></p> <p><u>Equation:</u></p>	<p>e) What is the value at $f(10)$?</p> <p>f) What x-value makes $f(x) = 275$ true?</p>														

5. Write the context for each graph



Context:



Context: